




Fukuchiyama City

Proper Ways to Separate & Dispose of Household Waste

Don't forget to
bring reusable bags
when shopping!



Can-chan

Bin-chan


Separation & Preparation of Collectable Garbage



 **Burnable Garbage** P1~P2

 **Non-burnable Garbage** P3~P4

 **Plastics -
Containers & Wrappers** (Recyclables) P5~P6

 **Recyclables**
(Cans, Bottles, etc.) P7

**Rules for Using
Local Garbage Collection Sites** P8


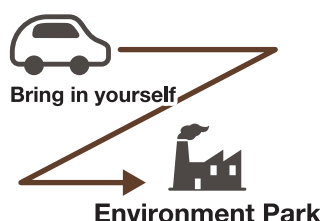
Other Methods of Garbage Disposal P9

Garbage Separation & Preparation for Door-to-Door Collection



P10

Separation & Preparation for Garbage Brought Directly to Environment Park



P11~P12

How to Dispose of Garbage Which Can't Be Brought to Environment Park

Disposal via Specialty Traders,
Dealers, and Stores P13

4 Categories Specified by
the Home Appliance Recycling Law ... P14

Disposing of Computers and
Fluorocarbon Home Appliances P15

City Initiatives

Connecting People &
A Sustainable Environment P16

Leading Lifestyles with Concern for
the Environment P17

Requests from the City /
How to Read Your
Garbage Collection Calendar P18

Environment Park Hours of Operation

Days Open

Monday - Friday (including holidays)

Time

8:30 AM - 4:30 PM (Reception closed noon - 1 PM)

Extra Days Open

1st & 3rd Sunday of each month (from 8:30 AM - noon)

For Garbage Disposal Inquiries

Fukuchiyama Environment Park

(Fukuchiyama City Hall General Affairs Department Living Environment Division)

TEL

0773-22-1827

FAX

0773-22-4881

Address

285 Maki, Fukuchiyama City 620-0913

Burnable Garbage

Collected
TWICE a week

You can reduce your burnable garbage with just a bit of effort! We have 3 ways to do it.
Let's try together!



Items for designated trash bags

Anything that does not fit in the designated bags must be disposed of as large garbage and cannot be put out at collection sites.

Kitchen Waste



Food waste / sink strainers

Paper Waste



Paper products / photo albums

Yard Waste



Weeds / sticks



L (45l) 440 yen (with tax)
M (30l) 330 yen (with tax)
S (20l) 165 yen (with tax)
(10 bags each)

Help reduce waste in 3 easy ways.

Use Fully

Use up the food you buy

Eat Fully

Eat everything on your plate

Drain Fully

Drain liquids from food waste



Hygienic Items



Masks / Diapers

For hygienic reasons, please dispose of such items in burnable garbage. Please dispose of waste matter in diapers before placing in garbage.

Underwear Garments



Underpants / Undershirts / Socks

For hygienic reasons, please dispose of such items in burnable garbage. These items cannot be disposed of with other garments.

Charcoal, Fireworks, Sparklers, etc.



Charcoal / Fireworks and sparklers / Tobacco products

Please dampen items before disposing.

Leather Products



Sports gloves

Garbage Receptacles



Vacuum cleaner packs



Solidify or absorb using paper or cloth.

Cooking Oil

Collected free of charge by the Fukuchiyama Environmental Conference. For more information, contact the Fukuchiyama Environmental Conference Office (Fukuchiyama Energy & Environmental Strategy Division) ☎0773-48-9554

Do NOT mix non-burnable waste in with burnable garbage



Do NOT wrap non-burnable waste in newspaper and dispose of it in burnable garbage.



Burnable Garbage



Do NOT hide non-burnable waste in non-transparent bags and dispose of it in burnable garbage.

Don't do this!



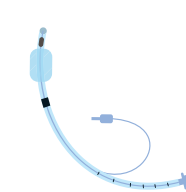
Home Medical Waste



• Syringes
• Nutritional injectors (without needles)



Disposable pen-types
Insulin injectors
Insulin cartridges



Catheters, etc.
• Endotracheal tubes
• Catheters



Tubes
• Aspiration tubes
• Infusion sets, etc.

Main body can be disposed of in garbage, but please consult your medical institution about how to dispose of the needles.

*For hygienic reasons, please dispose of non-sharp waste (plastic packaging, tubes, catheters, syringes (without needles)) in burnable garbage.

CAUTION

Sharp objects (syringe needles, etc.) and items which risk spreading illness (items contaminated by blood or bodily waste) **cannot be collected by the city. Please contact your medical institution for directions.**



We have introduced designated trash bags for burnable waste made with consideration for the environment.

In effort to counteract global warming by reducing CO₂ produced by garbage incineration as well as reduce the use of fossil fuels, in 2022 we introduced designated trash bags which use a mix of 25% plant-based biomass plastic.

Items which do not require designated trash bags



Please separate by category and place out on Burnable Garbage collection days.

Tie items with rope or place them in clear or semi-transparent bags which clearly show what is inside.

Please try and participate in your **local neighborhood recyclable collection.**

Cardboard



Please tie together **ONLY** cardboard.

Clothing



Do NOT include underpants, undershirts, socks, etc.

Newspapers



Please tie together **ONLY** newspapers.

Magazines / Books Dictionaries / Paper Boxes



Flyers and paper boxes should be disposed of along with magazines.

Non-burnable Garbage

Collected TWICE a month

If it doesn't fit in the designated bag, it counts as large garbage! Remember, that means it can't be put out at collection sites!



L (45l) 440 yen (with tax)
M (30l) 330 yen (with tax)
S (20l) 165 yen (with tax)
(10 bags each)

Items for designated trash bags

Small Home Appliances (electrical/battery operated small appliances)

*Excluding the 4 categories specified by the home appliance recycling law



Microwaves



Electrical rice cookers



Heated carpets




Sewing machines
Remove needles and thread.



Video game consoles



Fan heaters
Please remove all kerosene.



Toys
Please remove batteries.



Electric fans

Metals



Kerosene stoves
Please remove batteries and kerosene.




Frying pans



Pots



Spoons



Aluminum foil


Part-plastic Items



Shoes



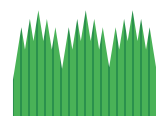
Umbrellas
Only those that fit in the designated bags.



Sponges



Toothbrushes



Plastic dividers



Wash basins



Hand warmers



Ice packs



Drying agents



CDs



Stuffed animals



Instant noodle covers

Chemical Fibers (polyester and nylon products)

*Items made from 100% natural materials from animals and plants (cotton, hemp, etc.) should be disposed of as burnable garbage.



Clothing and bedding



Blankets



Cushions



Curtains

Plastic Items



Plastic rope




Hoses



Zip ties

Make sure they fit in the designated bags!



Dangerous Waste



Cutlery



Razors



Scissors



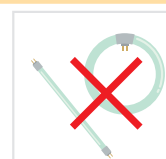
Ceramics
Please wrap broken items in newspaper, etc.



Glass products



Light bulbs
Including incandescent / LED lights



Fluorescent lights should be disposed of on bottle collection day!
(Including bulb-type fluorescent lights.)

CAUTION

Dangerous waste should be wrapped in newspaper, etc., placed in the designated bags with "危険ごみ (Dangerous waste)" written on them before they are placed in collection sites.



Items which do not require designated trash bags

Please separate by category and place out on Non-burnable Garbage collection days in clear or semi-transparent bags which show what is inside.



Lighters / igniters



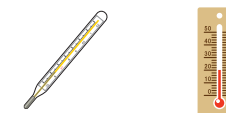
Place in same bag.

Dry cell batteries



Please ONLY dispose of dry cell batteries. Rechargeable batteries CANNOT be disposed of in this manner.

Mercury thermometers



These items contain hazardous material and should be placed in packaging or wrapped in newspaper, etc. with "体温計、温度計 (Thermometer)" written on the outside of the bag.

Coin batteries are collected at the Environment Park as well as electronics stores and hardware stores throughout the city. Please bring them in to be disposed of properly.



Lithium-type coin batteries CANNOT be disposed of at the Environment Park. Please bring them in to local electronics stores or hardware stores.



Plastics - Containers & Wrappers
(Recyclables)
Collected
ONCE a week

Wash them up real nice and we can recycle them!
Make sure they have the recycling symbol for plastic (プラ mark) on them as you separate your trash!



Items for designated trash bags



Look for this mark.

L (45 l) 330 yen (with tax)
M (30 l) 220 yen (with tax)
S (20 l) 110 yen (with tax)
(10 bags each)



Plastic Containers



Snack bags, labels, medicine containers, cling film
Stickers, etc. can be left on.



Containers of mayonnaise, ketchup, etc., tubes of mustard, toothpaste, etc.



Bento trays, natto & tofu packages, etc.



Trays of meat, fish, ready-made foods



Instant noodle cups, yogurt tubs, etc.



Plastic bottles for shampoo, detergent, cosmetics, eye drops, etc.

Plastic Wrappers



Plastic bags



Styrofoam and other cushioning material



PET bottle caps

CAUTION

Clean dirty plastics for example by rinsing them with water left over from washing dishes or by wiping them clean with old paper or cloth meant to be thrown away, and make sure items are **clean and dry**. If the item cannot be cleaned, please dispose of it in **non-burnable garbage**.



Be careful, because we can't collect items that contain the following!



Plastics gathered together in separate smaller bags.



Ready-made food containers that are still dirty / mayonnaise tubes, etc. that are not empty.

Non-container plastics



✗ Plastic products themselves

Straws, spoons, bento dividers, nylon string, PP bands, toys, toothbrushes, detergent measuring spoons, cases, etc.
→ Please dispose in **non-burnable garbage**.



✗ Non-plastic Items

Paper products, disposable chopsticks, toothpicks, rubber bands
→ Please dispose in **burnable garbage**.
Metals, drying agents, etc.
→ Please dispose in **non-burnable garbage**.

It's easy to get this wrong, so be careful!



Recyclables
(Cans, Bottles, etc.)
Collected
TWICE a month
SIX times a month

Properly separating your trash helps us to recycle. **This is the easiest way to reduce your impact on the environment!**
Be sure to check the rules for each type!



Disposing of empty bottles - Collected: TWICE a month - Empty Bottle Collection Day

Rules

Empty all contents, wash with water, remove cap if possible, separate clear/brown/other colored bottles, and place each category of bottle in clear or semi-transparent bags which clearly show what is inside. Metal caps go in **non-burnable garbage**, while plastic caps go in **plastics - containers & wrappers**. Large sake bottles and beer bottles are also collected at retailers, so please use their services as well.

Clear Bottles

Clear, colorless bottles



Brown Bottles

Brown colored bottles



Other Bottles

Any other colors of bottles that don't fall into the other two categories



CAUTION

Items not collected on bottle collection day



Milky-colored bottles
→ Please dispose in **non-burnable garbage**.



Bottles for pesticides/dangerous chemicals
→ **These items cannot be disposed of at the Environment Park.**
Please consult the retailer/dealer of the product.

Disposing of fluorescent lights - Collected: TWICE a month - Empty Bottle Collection Day

Rules

Fluorescent lights contain harmful substances and should be disposed of in paper casing or wrapped in newspaper and disposed of with "蛍光管 (Flourescent light)" written on them.



CAUTION

Light bulbs (including LEDs), light tubes (glow switches), etc. should be disposed of in **non-burnable garbage**.

Disposing of empty cans, spray cans, gas canisters - Collected: TWICE a month - Empty Can Collection Day

Rules

Empty contents, wash with water, and place in clear or semi-transparent bags which clearly show what is inside. Aluminum and steel cans can be disposed of in the same bag. Spray cans must be separated into spray can-only bags.



CAUTION

Aluminum and steel cans can be disposed of in the same bag. Dirty cans, rusted cans, and 18-liter square cans must be disposed of as **non-burnable garbage**. **Spray cans and gas canisters must be separated from other cans** and placed in clear or semi-transparent bags which clearly show what is inside. *Non-empty spray cans can be disposed of as-is without opening holes in them.

Disposing of PET bottles - Collected: TWICE a month - PET Bottle Collection Day

Rules



Bottles with this mark can be disposed of. Empty contents, wash with water, and place BOTTLES ONLY in clear or semi-transparent bags which clearly show what is inside.



CAUTION

Remove caps and labels and dispose of them with **plastics - containers & wrappers**.

Disposing of paper drink cartons - Collected: SIX times a month - Can/Bottle/PET Bottle Collection Day

Rules



Cartons with this mark can be disposed of. Empty contents, wash with water, cut open, and bind with string or place in clear or semi-transparent bags which clearly show what is inside.



CAUTION

Only dispose of paper cartons 500ml or more in size. Dispose of cartons with silver inner lining in **non-burnable garbage**. Cut off plastic nozzles and dispose of them with **plastics - containers & wrappers**.

Rules for Using Local Garbage Collection Sites



Please follow all garbage separation and preparation rules.


- Collection sites are for household waste only. Workplace waste cannot be put out for collection at these locations.
- Please sort all waste according to the rules for each category before putting out for collection.
- Garbage in bags which do not clearly show what is inside cannot be collected.
- Garbage which does not fit in a single designated bag (including cases where bags are taped or tied shut with a string) counts as large garbage and cannot be disposed of at collection sites.
- Large garbage, the 4 categories specified by the home appliance recycling law (TVs, refrigerators, etc.) and other such waste cannot be disposed of at the ordinary collection sites. Please read P9 for more information on how to dispose of such items.
- Please see the garbage collection calendar on the back page for garbage collection days.

If you fail to follow the rules...

Any garbage put out not in accordance with the rules (not properly separated, not put out on the correct day, etc.) will be left uncollected with a warning label stuck on it. Please take it home and sort out the content properly, and place it out on the appropriate day(s) for collection.



Be sure to follow the rules!



Warning label

This garbage cannot be collected.
For more information:
Fukuchiya Environment Park
(☎22-1827)

- ☒ Please put out on the appropriate collection day.
- ☐ Please place in a designated bag.
- ☐ Non-separated waste cannot be collected.
- ☐ The collection site was locked.
- ☐ Garbage taped or tied shut with a string cannot be collected.
- ☐ Workplace waste cannot be collected.
- ☐ Waste which does not fit inside the designated bags cannot be collected.

Collection sites are maintained by local residents.

Please be sure to follow your local rules.

- Please put your garbage out at the collection site by 8:30 AM on the appropriate collection day.
- The collection site you should use is determined by your local neighborhood association. Please do not place trash in collection sites other than those you are assigned to.

Separate waste to prevent fires

- Placing spray cans, gas canisters, lighters, items with lithium-ion batteries (mobile batteries, e-cigarettes) in normal designated garbage bags can cause fires in the garbage collection trucks and cause facilities at the Environment Park to malfunction.
- Fires in garbage collection trucks have major negative impacts on nearby residents. Please make sure to properly separate and dispose of your garbage in order to help us prevent such accidents.



Fires in collection trucks




Photo of actual accident

Other Methods of Garbage Disposal



Door-to-Door Collection

Collected by city contractors



P10


This service can be used (for a fee) to have city contractors come to your house to dispose of furniture, bicycles, and other one-time large volumes of garbage you might need to dispose of when moving, etc. If you choose not to use the city's door-to-door collection service due to the desired collection day or type of waste, you can also request collection from a privately owned disposal company approved by the city. You can contact such companies via the website below. Please inquire about transport pricing with the company you request service from.

Companies approved to collect and transport garbage can be found on the city's official website (<https://www.city.fukuchiyama.lg.jp/soshiki/24/51554.html>)



Carry-in at Environment Park

Bring in yourself



P11
P12

You can visit the Environment Park directly to dispose of furniture, bicycles, and other one-time large volumes of garbage you might need to dispose of when moving, etc.








Only waste from within Fukuchiyama City can be brought in.



How to Dispose of Garbage Which Can't Be Brought to Environment Park Disposal via specialty traders, dealers, and stores

P13
P15

Items that risk explosion, fire, or contamination, as well as those for which there are laws about disposal, cannot be disposed at the Environment Park. Please see the methods detailed from P13-P15 on how to dispose of such items.

Common Examples		Method 1	Method 2	Method 3
Large garbage	Large items which do not fit in designated bags 	○	○	×
One-time large quantity garbage	One-time large quantities of garbage which arise from moves, etc. 	○	○	×
DIY	Items which arise when you have personally done DIY or disassembly of items 	×	○	×
Pet corpses	Corpses of deceased dogs, cats, and other pets	○	○	×
Corpses of wild animals	Corpses of deer, wild boar, and other wild animals	×	○	×
4 categories specified by the home appliance recycling law	Recyclable home appliances you no longer need 	×	×	○
Soil & rocks	Waste that cannot be processed at the Environment Park 	×	×	○
Computers	Home computers you no longer need. 	○	○	○
CFC items	Home dehumidifiers, water coolers, and other items which contain fluorocarbons. 	○	○	×

Method 1

Garbage Separation & Preparation for Door-to-Door Collection



Step 1 Reservations required

Make request by phone



●Please make reservations by phone in advance.

(Information to give over phone)

✓Address ✓Name ✓Type & volume of garbage ✓Desired collection date

●Be aware that the company (city contractor) you should contact depends on the area you live in.

Operating hours: Monday - Friday (including holidays)

9AM - 4PM

Collection days: Only on Mon / Wed / Fri (including holidays)

No collection on end of year / New Year holidays

Residents in the Miwa, Yakuno, Oe area

Econos Japan co., Ltd
☎ 0773-34-1991

Residents in all other areas

Fukuchiyama Environmental
Business Association
☎ 0773-24-5275

Step 2 Collection day

Place garbage outside door



●On collection day place garbage **outside in an easy location to pile (on the first floor for those in multi-level apartments).**

●You must be present at time of collection. Either the person who made the reservation or someone who represents them must be present.

●If a representative will be present, you must say so at time of reservation.



Step 3 Collection day

Payment



●Collected garbage will be weighed on-site. Please pay the appropriate fee. (Cash only)

●A base fee of 1,030 yen per collection is included in the charge.

●On top of that, the fee is 510 yen per 20kg.

Weight of garbage	Weight Fee	Base Fee	Total
0kg - up to 20kg	510 yen	1,030 yen	1,540 yen
More than 20kg - up to 40kg	1,020 yen	1,030 yen	2,050 yen
More than 40kg - up to 60kg	1,530 yen	1,030 yen	2,560 yen
More than 60kg - up to 80kg	2,040 yen	1,030 yen	3,070 yen

An additional 510 yen is charged for every additional 20kg.

CAUTION

●Scheduling conflicts may leave certain collection dates fully booked.

●Please separate garbage the same way you do for local collection sites.

●City contractors will NOT remove garbage from within your home. Please make sure **to place garbage outside in an easy location to load (on the first floor for those in multi-level apartments).**

●Some roads may be too narrow for collection trucks to traverse. In such cases, you will be required to place garbage at a location along a road the trucks can travel down.

●Large quantities of garbage must still be able to fit inside a single (2 ton) truck.

Method 2 Separation & Preparation for Garbage Brought Directly to Environment Park

Step 1 Carry-in preparation

- Before bringing garbage in, **be sure to separate** into burnable, non-burnable, recyclable, and large garbage (large furniture, bedding, tatami mats).
Non-separated garbage and items which exceed the acceptable size cannot be processed, and you will be asked to bring them home.
- Please place animal corpses in cardboard boxes or wrap them in cloth so they do not need to be handled directly.
- Branches, bamboo, trees, etc. must comply with the size standards below. Please cut all items down to the required size.

Item	Size Requirements
Branches, vines, green bamboo	Less than 1m in length & less than 10cm in diameter
Bamboo (dried)	Less than 2m in length
Tree trunks, roots	Less than 2m in length & 10cm or more and less than 25cm in diameter Remove all branches, soil, and rocks
Wooden furniture (drawers, bookshelves, etc.)	Remove glass, mirrors, etc.
Wooden fittings, waste wood (pillars, square lumber, etc.)	Less than 2m in height/length & 10cm or more and less than 25cm in width Remove glass, paper, bolts, hinges, etc.

Step 2 Submission of request form in advance

- Garbage expected to exceed 1,000kg requires paperwork submitted to the Environment Park office in advance. Volumes under 1,000kg do not require any paperwork in advance.
- Situations that may require paperwork: Garbage from moving or major cleaning
Approval paperwork will be returned on Tuesday the week after paperwork is originally submitted. Please bring in your garbage after you receive this approval paperwork.
- Paperwork is accepted at the Fukuchiyama Environment Park service counter.
Reception Date: ① Monday - Friday (including holidays)
② 1st & 3rd Sunday of each month
Reception: ① 8:30 AM - 5:15 PM
② 8:30 AM - Noon

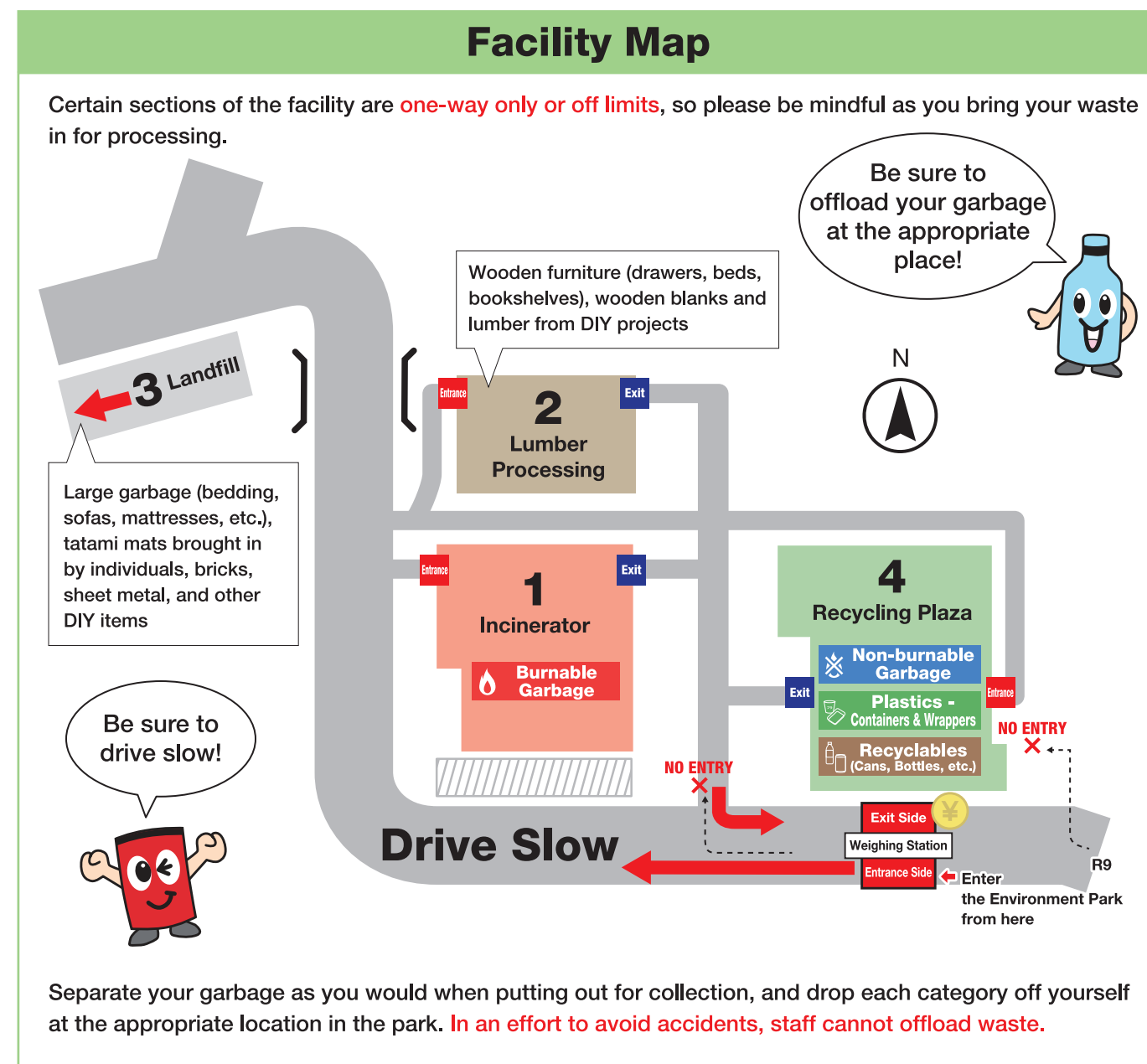
Step 3 Carry-in at Environment Park

- 1. Check in and measure the weight when entering the weighing station.**
Report the type of garbage you are bringing in.
Garbage brought in does not have to be in designated bags, but garbage in designated bags can also be disposed of. Any waste in designated bags does not require additional payment, so please be sure to tell staff at the weighing station if you have any.
- 2. Follow the facility map (see P12) and offload your garbage.**
- 3. Once you have offloaded all your garbage, measure the weight again when exiting the weighing station.**

Step 4 Payment




















You will be required to pay a processing fee for the garbage you offloaded. Please make this payment at the exit weighing station. (Only cash payments are accepted.)

Weight of garbage	Processing Fee
0kg - up to 20kg	200 yen
More than 20kg - up to 40kg	400 yen
More than 40kg - up to 60kg	600 yen
More than 60kg - up to 80kg	800 yen
An additional 200 yen is charged for every additional 20kg.	



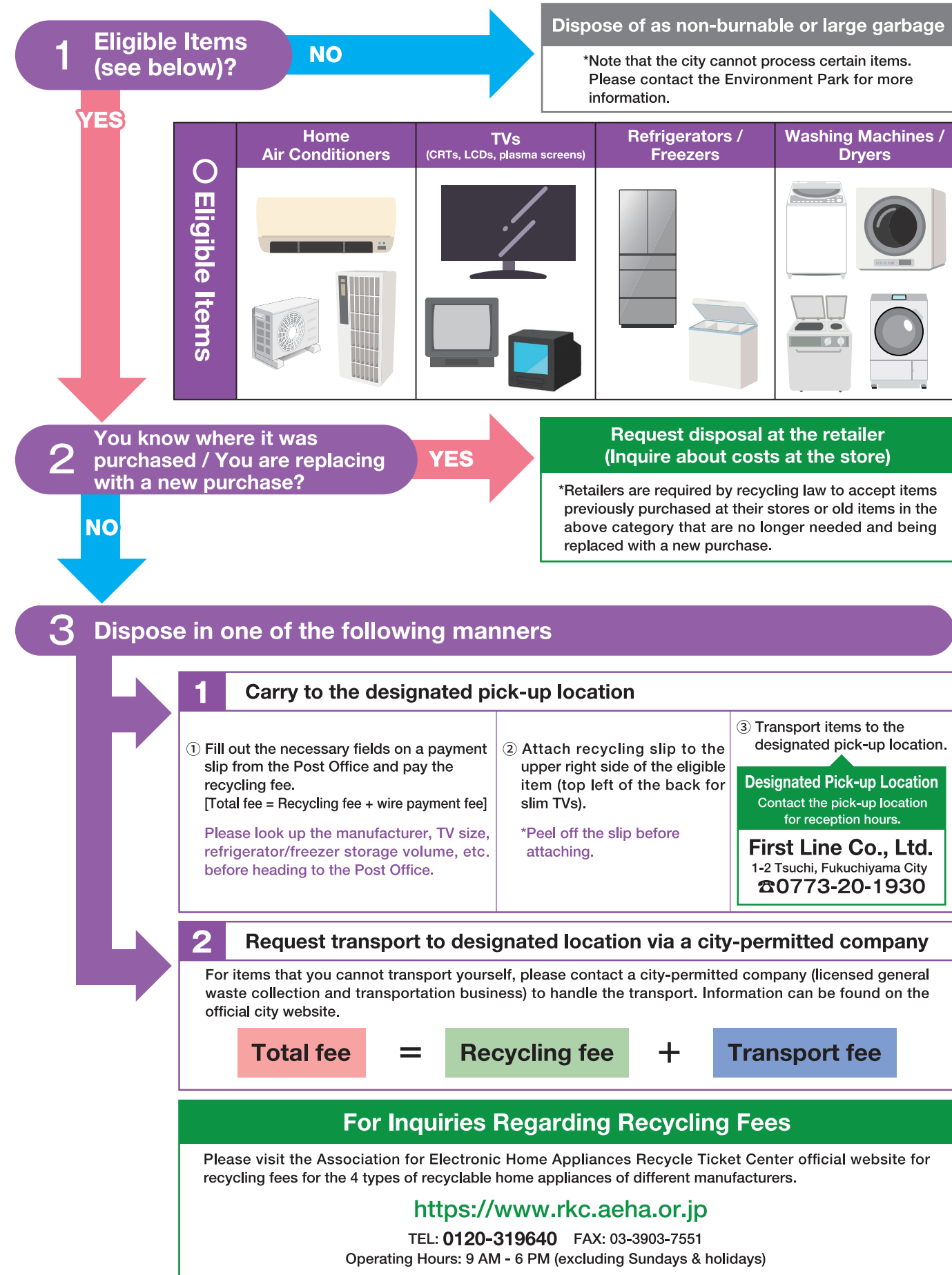
Method 3

Disposal via Specialty Traders, Dealers, and Stores

Item	Information
Items that risk explosion or fire  Gas canisters  Oil  Oil heaters  Flares	Consult the retailer/dealer of the product.
 Rechargeable batteries	Cover the metal connectors with tape, etc., and bring to retail outlets or other recycling locations.
 Li-ion Lithium-ion batteries  Ni-Cd Nickel-cadmium batteries  Ni-MH Nickel-metal hydride batteries	Consult home electronics retailers.
Toxic items  Pesticides and their containers	Consult the retailer/dealer of the product.
Items that risk infection  Syringe needles	Return them to the medical institution or pharmacy where you received them.
Other  Motorcycles, weed whackers (Items with engines)  Soil, rock, gravel, earth, sand, potted plant soil	Consult the retailer/dealer of the product.
 Tires  Paint and other similar liquids  Fire extinguishers	Contact the Fire Extinguisher Recycle Center TEL03-5829-6773 https://www.ferpc.jp
4 categories specified by the home appliance recycling law  Home Air Conditioners  TVs (CRTs, LCDs, plasma screens)  Refrigerators / Freezers  Washing Machines / Dryers	Please bring them to the store you purchased from or to designated pick-up locations. See P14 for more information.

Method 3

4 Categories Specified by the Home Appliance Recycling Law



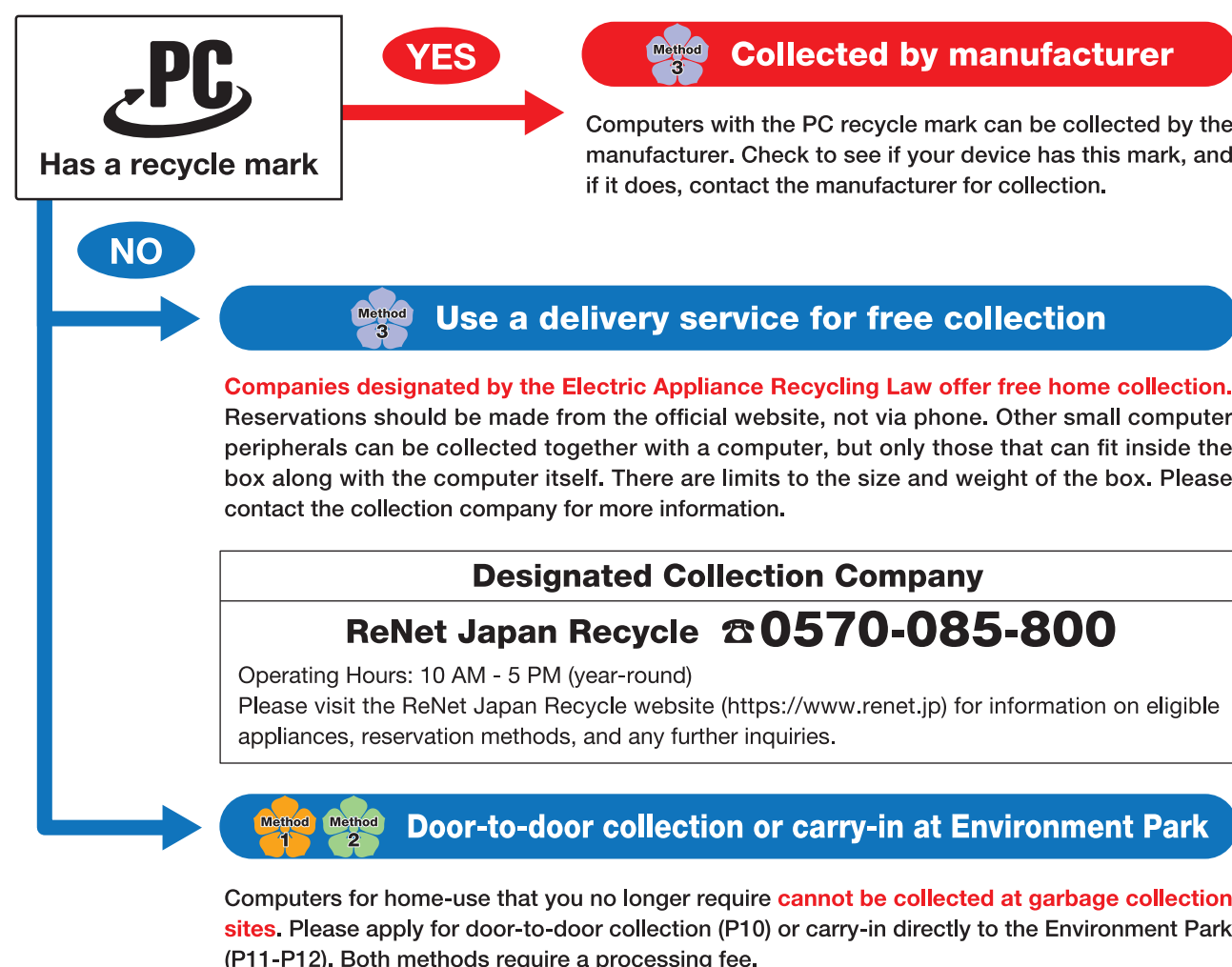


Disposing of Computers and Fluorocarbon Home Appliances

Computers

Items which must be processed according to the Law for Promotion of Effective Utilization of Resources

Ex) Desktop computers / monitors / laptops / motherboards, etc.



Small Home-use Fluorocarbon Appliances

Items which must be processed according to the Fluorocarbon Emissions Control Act

Ex) Home-use dehumidifiers / cooling fans / air purifiers with dehumidifier functions / water coolers / ice makers, etc.



Method 1 **Method 2** **Door-to-door collection or carry-in at Environment Park**

Home-use fluorocarbon appliances that you no longer require **cannot be collected at garbage collection sites**. Please apply for door-to-door collection (P10) or carry-in directly to the Environment Park (P11-P12). Both methods require a processing fee.

Connecting People & A Sustainable Environment

The city has continued to promote the 3Rs (Reduce / Reuse / Recycle), working together with residents to properly dispose of waste and form a recycling-oriented society.

These basic ideas of reducing and recycling waste are a part of the SDGs (Sustainable Development Goals), and efforts to reduce environmental impact are a key point of interest for our residents.

As such, the Fukuchiyama City General Waste Processing Plan established in March 2021 puts the concept of "Connecting People & A Sustainable Environment" as its central tenet, and the city works to inform its residents about waste reduction, recycling, environmental improvement projects, and more we should all be involved in.

Reducing waste is the easiest way by which each of us can address environmental issues. In order to address these problems, individuals and businesses must proactively work to reduce the waste they produce, and the city must work to support and promote efforts to expand and improve recycling.

We ask all of you for your understanding and cooperation.



Help Reduce Waste

In 2021, the total amount of household waste produced in the city totaled 14,970t. That equals 534g per person per day, a 4g increase from 2019.

This waste is gathered at the Environment Park, incinerated, crushed, and buried in a landfill, but the CO₂ produced in transporting and processing this waste contributes to climate change. We must **reduce our waste in order to reduce our impact on the climate**.

In addition, our landfill disposal site is nearing its capacity, so we must reduce the burden we place on future generations by both constructing facilities and ensuring we can continue using existing ones for as long as possible.

Based on the volume of household waste we anticipate, we work to maintain the appropriate facilities and create waste reduction targets so that each and every one of us can work towards reducing waste.

Household Waste Reduction Goals

13.2g reduction per day per person by 2025 (compared to 2019)

In order to reach this goal, we ask all residents to take what measures they can to reduce waste.



Measures to Reduce Waste



Reduce Food Wasteage

By reducing the amount of food that gets thrown away when we over-buy or over-cook, we can reduce our total waste.

Commitment to Draining

80% of household food waste is liquid. Properly draining before disposal helps reduce overall waste.

Promoting Use of Environmental Products & Reducing Use of Single-use Products

By using recycled toilet paper and paper with the R-mark and purchasing shampoo, detergent, and other products in refill packages, you can reduce your environmental impact.




古紙パルプ配合率100%再生紙を使用

Leading Lifestyles with Concern for the Environment

Supporting Environmental Improvement Projects

Neighborhood Associations

Providing garbage bags for local environmental improvement projects



In an effort to support local environmental improvement projects, the city provides special garbage bags specifically for such projects, free of charge, as well as fee exemption, to all neighborhood associations that apply for them. There are no special collections for such waste, so please dispose via one of the following methods.

- **Collection site disposal:** Place garbage in environmental improvement project bags, separated by category, and put out for collection on the appropriate days.
- **Carry-in disposal:** Place garbage in environmental improvement project bags, separated by category, and bring to the Environment Park directly.

Application Process

- ① Please present your fee reduction application form at the Environment Park before you bring garbage in for disposal.
- ② After reviewing your documentation, you will be approved for a fee waiver.
- ③ Take the fee waiver approval form you are given with you into the Environment Park.
Only the head of a neighborhood association may apply for fee reductions.

Supporting Waste Reduction & Recycling Efforts

Neighborhood Associations / PTA, etc.

Remuneration for collected recyclables



The city issues monetary remuneration for recyclables collected by registered groups (neighborhood associations, women's associations, PTAs, children's associations, etc.), in order to raise awareness about garbage issues and reduce household waste by promoting recycling. See the city web site for more information: <https://www.city.fukuchiyama.lg.jp/soshiki/24/8649.html>

Application Process

- ① Submit a group registration application for your group. (Non-profit groups only.)
Application forms are available from the city web site or from the reception counter at the Environment Park.
- ② Collect items with your group. (Make certain to pick a collection company beforehand.)
- ③ Once group collection is over, apply for remuneration and supply the necessary documents such as weighing slips and a copy of the bill issued by the collection company. After review of the application, remuneration will be wired to the account specified at the time of registration.

Eligible Items

Used paper (newspaper, magazines, cardboard, drink cartons), aluminum cans, scrap metal (empty cans, copper items), empty bottles, old textiles (cloth), used cooking oil

Individuals / Groups

Environmental Studies (Recycling Hands-on Class)



The city hosts recycling workshops to teach the importance of treating objects with respect and reducing waste. More information on these workshops can be found in the Fukuchiyama booklets and on the city web site.

Types of Workshops

- **Glass Workshop:** Creating glass beads, straps, and pendants from sheets and bars of glass.
- **Textiles Workshop:** Creating arm covers, sun hats, house-wear, and more from kimonos and yukata.
- **Drink Carton Workshop:** Creating chairs and postcards from drink cartons.
- **PP Band Workshop:** Creating baskets from PP bands.
- **Rag Weaving Workshop:** Creating vase mats and more using small cuts of cloth (such as from yukata) and a mini hand loom.

Applications

Apply for workshops by phone or FAX to Environment Park once applications are open. Please give your address, name, and telephone number.

Day of Workshop

Please arrive at the Environment Park before the workshop begins. Payments will be handled on the day of the workshop. Please contact the Environment Park in advance if you wish to cancel.

Individuals

Lottery exhibition sales of repaired & refurbished furniture



Fukuchiyama holds lottery exhibitions for residents and those working in the city of items repaired from garbage processed in Fukuchiyama. More information can be found in the Fukuchiyama booklets and on the city web site.

Application Process

- ① See first-hand the condition of the furniture at Environment Park and apply at the reception counter. Applications are not accepted online or over the phone.
- ② Lots will be drawn once the application period ends. Those selected will be contacted and given a deadline to pick up the items.
- ③ Bring payment for the item before the deadline and collect your furniture. Please contact the Environment Park if you are unable to pick up your item before the deadline. Purchased refurbished furniture will be in the same condition as when you submitted your application.

Requests from the City

If You Spot Animal Corpses / Illegitimately- Disposed Waste on the Road

Contact the manager of the road in question if you come across wild animal corpses or illegitimately- disposed waste along the road.

For Route 9
Ministry of Land, Infrastructure,
Transport and Tourism -
Fukuchiyama National
Highway Maintenance Branch Office

☎ 0773-22-2374

Prefecture roads and national
highway roads other than Route 9
Kyoto Prefecture Chutannishi
Civil Engineering Office

☎ 0773-22-5115

City roads
Fukuchiyama City Life &
Environment Division -
Environment Park

☎ 0773-22-1827
(Nights, weekends, holidays)
☎ 0773-22-6111 (Night line)

If You Spot Animal Corpses / Illegitimately- Disposed Waste on Private Properties

The landowner should bring the waste directly to the Environment Park. They can apply for a fee waiver for its disposal. The city will not collect waste on such roads.

Consultations About Illegitimately-Disposed Waste

Illegal dumping is a crime. The city carries out regular patrols to prevent illegal dumping and preserve our landscape and natural environment. Littering empty cans, PET bottles, or cigarette butts also counts as illegal dumping. Violation is punishable by imprisonment for up to 5 years or a fine of up to 10 million yen (up to 300 million yen for corporations). For inquiries and consultations on preventing illegal dumping, please contact Fukuchiyama City or Fukuchiyama Police Station.

Fukuchiyama City Life &
Environment Division - Environment Park

☎ 0773-22-1827

Fukuchiyama Police Station

☎ 0773-22-0110

<How to Read Your Garbage Collection Calendar>

Check the garbage collection calendar on the back page and find the area you live in! The example below will help you read it!



(Ex)

Area	Neighborhood Association	Burnable Garbage	Non-burnable Garbage	Plastics - Containers & Wrappers	Empty Cans / Paper Cartons	Empty Bottles / Fluorescent Lights / Paper Cartons	PET Bottles / Paper Cartons
Fukuchiyama	Akechicho, Mitsuhidecho, Dokkoiseoka, Onigaoka, Kikyochi	Mon / Thu	2nd / 4th Wed	Fri	2nd / 4th Tue	1st / 3rd Tue	1st / 3rd Wed

(Legend)

🔥 ...Burnable Garbage ✂️ ...Non-burnable Garbage 🗑️ ...Plastics - Containers & Wrappers (Recyclables) 📦 ...Empty Cans / Paper Cartons
🍻 ...Empty Bottles / Fluorescent Lights / Paper Cartons 🍻 ...PET Bottles / Paper Cartons

Sun	Mon	Tue	Wed	Thu	Fri	Sat
			1 🍻 1st Wed	2 🔥 1st Thu	3 🗑️ 1st Fri	4
5	6 🔥 1st Mon	7 📦 1st Tue	8 ✂️ 2nd Wed	9 🔥 2nd Thu	10 🗑️ 2nd Fri	11
12	13 🔥 2nd Mon	14 📦 2nd Tue	15 🍻 3rd Wed	16 🔥 3rd Thu	17 🗑️ 3rd Fri	18
19	20 🔥 3rd Mon	21 📦 3rd Tue	22 ✂️ 4th Wed	23 🔥 4th Thu	24 🗑️ 4th Fri	25
26	27 🔥 4th Mon	28 📦 4th Tue	29 🔥 5th Wed	30 🔥 5th Thu	31 🗑️ 5th Fri	



This would be the 5th Wednesday,
so there's no collection!

Fukuchiyama City Garbage Collection Calendar

Detailed calendars for each area can be found on the official city website.

Area	Neighborhood Association	Burnable Garbage	Non-burnable Garbage	Plastics - Containers & Wrappers (Recyclables)	Empty Cans / APaper Cartons	Empty Bottles / Fluorescent Lights / Paper Cartons	PET Bottles / Paper Cartons
Junnei	Kyomachi, Gofukumachi, Nagamachi, Kamishimachi, Shimoshimachi, Kajimachi, Kamiyomachi, Higashinakanomachi, Nakanomachi, Nishinakanomachi, Minamisakamachi, Kitasakamachi, Ekimacho, Naiki 1chome, Naiki 2chome, Naiki 3chome, Naiki 4chome, Naiki 5chome, Naiki 6chome, Naiki 6chome Kita, Okanouchimachi, Okanomimachi, Okanosamachi, Okanouemachi, Nishikacho, Hiromimachi, Ryohokuchio, Minamiokacho, Midorigaekacho, Kitaokacho, Asahioka, Tsutsujioka, Yuihigaoka, Minamimadacho, Minamimada Jieitainukusha, Mandugaoka	Mon / Thu	2nd / 4th Wed	Fri	2nd / 4th Tue	1st / 3rd Tue	1st / 3rd Wed
	Shimoyanagimachi, Hishiyamachi, Shimokoyamachi, Nishimachi, Teramachi, Imojimachi, Wakuchicho, Showashimachi, Higashinomimachi, Nishinomimachi, Minamihonmachi, Kitahonmachi-ikku, Kitahonmachi-niku, Asumakotayamachi, Asumigashimachi, Shimosano, Sanoshimachi,	Mon / Thu	1st / 3rd Wed	Tue	2nd / 4th Fri	1st / 3rd Fri	2nd / 4th Wed
Showa	Kamisano-ikku, Kamisano-niku, Higashinago, Nishinago, Minamihago, Kitahago, Mukano	Mon / Thu	1st / 3rd Tue	Wed	2nd / 4th Fri	1st / 3rd Fri	2nd / 4th Tue
	Araki, Morigai, Hyoshioka, Takabatake, Mizu-uchi, Honbori, Noke	Tue / Fri	1st / 3rd Wed	Thu	2nd / 4th Mon	1st / 3rd Mon	2nd / 4th Wed
Taisho	Minamihonbori, Higashikotanigaoka, Nishikotanigaoka, Minamikotanigaoka, Kitakotanigaoka	Tue / Fri	2nd / 4th Wed	Mon	2nd / 4th Thu	1st / 3rd Thu	2nd / 4th Tue
	Uchidacho, Jagahana, Horiguchi, Higashibori	Tue / Fri	1st / 3rd Mon	Wed	2nd / 4th Thu	1st / 3rd Thu	2nd / 4th Mon
Sasebe	Hazeshimachi-minami, Hazeshimachi-higashi, Hazemachi, Hazemiyamachi	Tue / Fri	2nd / 4th Mon	Wed	2nd / 4th Thu	1st / 3rd Thu	1st / 3rd Mon
	Maeda, Komatsugaoka, Higashikayanacho, Nishikayanacho, Minamikayanacho, Akiugaoka, Kawagita	Tue / Fri	2nd / 4th Wed	Thu	2nd / 4th Thu	1st / 3rd Mon	1st / 3rd Wed
Senkyo	Tsuchi, Higashinocho, Seikacho, Isa, Kamonji, Oki, Toda, Minamitsuchinocho	Tue / Fri	2nd / 4th Mon	Thu	1st / 3rd Wed	2nd / 4th Wed	1st / 3rd Mon
Seijin	Oikezacho, Nakasakacho, Nagayamacho, Hiranacho, Kkyogaoka	Tue / Fri	2nd / 4th Wed	Mon	1st / 3rd Thu	2nd / 4th Thu	1st / 3rd Fri
Anga	Isaki, Shirayama, Shimozaki, Naka, Nakamura-danchi, Ikebe, Yasui, Hazumaki	Tue / Fri	2nd / 4th Wed	Mon	1st / 3rd Thu	2nd / 4th Thu	1st / 3rd Fri
Shimotoyotomi	Kamiaraga, Shimoraga, Kashinokidai, Iwaishimachi, Iwai, Araga Hills, Okunobe, Wakudera, Daimon, Satsukigaoka, Hishi, Yamazaki, Sugumozuka, Imayasu, Handa, Shinjo, Aitsu, Shonyoji, Ichidera, Muro	Mon / Thu	2nd / 4th Tue	Wed	1st / 3rd Fri	2nd / 4th Fri	1st / 3rd Tue
Shimokawaguchi	Shimamazu, Ichio, Kobunoki, Chokushi, Maki, Ishimoto, Hae, Urushigahana	Tue / Fri	1st / 3rd Thu	Mon	2nd / 4th Wed	1st / 3rd Wed	2nd / 4th Thu
Kamitoyotomi	Ishiba, Hatakenaka, Tsuji, Kitayama, Komaki, Sagero, Hoyo, Dan, Tarumi, Amaguri, Kuchiebara, Okuebara, Kayanodai	Tue / Fri	1st / 3rd Mon	Wed	1st / 3rd Thu	2nd / 4th Thu	2nd / 4th Mon
Kaminutobe	Hagiyara, Ueno, Ikuno, Horkoshi, Shogoshi, Sakamuro, Mimata, Ikeda, Iwazaki	Mon / Thu	2nd / 4th Wed	Fri	1st / 3rd Tue	2nd / 4th Tue	2nd / 4th Mon
Nakamutobe	Shimada, Nomaninda, Shimoji, Nakachi, Goshoji, Ochiyamada, Sasaba, Kuchitano, Tanoyamada	Mon / Thu	2nd / 4th Fri	Tue	1st / 3rd Wed	2nd / 4th Wed	2nd / 4th Thu
Shimomutobe	Tonoichi, Komabashimachi, Osadaminami, Osadakita, Uematsu, Osadadan, Ichinotani, Ono, Iwama	Mon / Thu	1st / 3rd Fri	Wed	1st / 3rd Tue	2nd / 4th Tue	2nd / 4th Fri
Kamikawaguchi	Nobara, Tashiwara, Juni, Musochi, Tomioka, Suminoyama, Shimo-oda, Oda, Ebisu, Kamishimo-ochi, Oro						
Kanaya	Inono, Umedani, Miyagaki, Tawa, Oninagaso, Nozasa, Kamonocho	Tue / Fri	2nd / 4th Thu	Wed	1st / 3rd Mon	2nd / 4th Mon	1st / 3rd Thu
Mitake	Ichinomiya, Hino-oh, Shingu, Jogarji, Shimosasaki, Nakasasaki, Kamisasaki, Kita	Tue / Fri					
Kanayama	Shimonojo, Sakaura, Kaminujo, Itsumori, Nagao, Amazaku						
Kumobara	Kumohara						
Saga	Kisaichi, Ho-oji, Innai, Yamanokuchi	Tue / Fri	1st / 3rd Thu	Mon	2nd / 4th Wed	1st / 3rd Wed	2nd / 4th Thu
Miwa	Ubarashimochi, Ubarashimori, Ubarataka, Takasugi, Tomobuchi, Ohmi, Saimatsu, Tanotani, Nakade, Tsuji, Umehara, Kayo, Senzoku, Terao, Kusayama, Ashibuchi, Obara, Daito, Kamigawai, Yui, Shimokawai	Tue / Fri	2nd / 4th Fri	Wed	1st / 3rd Tue	1st / 3rd Mon	1st / 3rd Fri
Yakuno	Imazato, Kakimoto, Inagaki, Kinno, Nishitani, Kuwamura, Obata, Imanishinaka, Ida, Shimomachi, Uemachi (Nukata), Katsu, Oku, Mukai, Kamichihara, Nakachihara, Shimochihara, Heki, Sue, Takauchi, Oyugo, Ogura, Kazuka, Soedani, Yamataka, Kanaya, Osaka, Kuwatani, Nishigaki, Miyagaki, Kurio, Saitani, Nakata, Uemachi (Ito), Mitani, Hajiro, Tayagaki, Genze, Imanishi, Taya, Hirano, Mizukami, Misaka, Ekimae, Okumisaka, Yakuno	Mon / Thu	2nd / 4th Wed	Tue	1st / 3rd Fri	2nd / 4th Fri	1st / 3rd Thu
	Ueno, Habi, Kanaya, Seki, Shimomachi, Chuuo, Shimizu, Shimachi, Butsushoji, Kewara, Kitabara, Naiku, Futamatachi, Futamatachi, Futamatachi, Amadadan, Heshidani, Misuzushin, Tatewara, Kotani, Owaraata, Gujo, Uhto, Chihara, Bitokuchi, Bito-oku, Tobu, Seibu, Utsunazu, Arita, Natsuma, Natsuma Green Hill, Minami-ichi, Minami, Minamisan, Minamiyon, Kitachi, Kitani, Kitasan, Kitayon, Mikakami, Nikashimo, Ichihara, Sogo, Takatsue	Mon / Thu	2nd / 4th Tue	Wed	2nd / 4th Mon	1st / 3rd Wed	2nd / 4th Thu